















Subsea 09 Feedback

| 1. Contact Details: | | |
|--------------------------|--|----------------|
| | | Response Count |
| | | 267 |
| <i>answered question</i> | | 267 |
| <i>skipped question</i> | | 0 |

| 2. Did you attend the Subsea 09 conference? | | | |
|---|--|------------------|----------------|
| | | Response Percent | Response Count |
| Yes |  | 19.9% | 53 |
| No |  | 80.1% | 214 |
| <i>answered question</i> | | | 267 |
| <i>skipped question</i> | | | 0 |

| 3. Did you attend the Subsea 09 Exhibition? | | | |
|---|--|------------------|----------------|
| | | Response Percent | Response Count |
| Yes |  | 99.3% | 265 |
| No |  | 0.7% | 2 |
| <i>answered question</i> | | | 267 |
| <i>skipped question</i> | | | 0 |

| 4. If you registered to attend and were not able to come along on the day why was this? | | | |
|---|--|------------------|----------------|
| | | Response Percent | Response Count |
| Pressure of work |  | 75.0% | 6 |
| Lack of information received about the event |  | 12.5% | 1 |
| Personal reasons |  | 12.5% | 1 |
| <i>answered question</i> | | | 8 |
| <i>skipped question</i> | | | 259 |

| 5. How did you find out about Subsea 09? | | | |
|--|--|------------------|----------------|
| | | Response Percent | Response Count |
| Upstream website |  | 4.5% | 12 |
| Offshore Engineer |  | 4.1% | 11 |
| World Oil |  | 0.4% | 1 |
| The Gazette | | 0.0% | 0 |
| Press & Journal |  | 9.4% | 25 |
| Email from Subsea UK |  | 39.3% | 105 |
| Information on the Subsea 09 website |  | 13.1% | 35 |
| Internal communication via your Company |  | 26.6% | 71 |
| Other |  | 21.7% | 58 |
| Other (please specify) | | | 57 |
| <i>answered question</i> | | | 267 |
| <i>skipped question</i> | | | 0 |






| 6. Overall, which of the following would describe your experience of the Subsea 09 Conference? | | | Response Percent | Response Count |
|--|--|--|--------------------------|----------------|
| Excellent | | | 8.4% | 21 |
| Very Interesting | | | 41.2% | 103 |
| Thought Provoking | | | 18.0% | 45 |
| Could have been better | | | 10.0% | 25 |
| Waste of time | | | 0.4% | 1 |
| I didn't attend | | | 22.0% | 55 |
| | | | answered question | 250 |
| | | | skipped question | 17 |



| 7. Would you prefer Subsea 2010 (conference and exhibition) to be: | | | Response Percent | Response Count |
|---|--|--|--------------------------|----------------|
| A one day event | | | 18.8% | 48 |
| A two day event as this year, allowing an additional day to visit the Exhibition | | | 55.5% | 142 |
| A two day event, with two half days' of conference programme | | | 18.0% | 46 |
| A two day event, with two days of conference/workshop sessions | | | 7.8% | 20 |
| | | | answered question | 256 |
| | | | skipped question | 11 |

| 8. Which topics would you like to be presented at future events? | | |
|--|--------------------------|----------------|
| | | Response Count |
| | | 84 |
| | <i>answered question</i> | 84 |
| | <i>skipped question</i> | 183 |

| 9. Who (individual or company) would you like to hear from at future Subsea UK events? | | |
|--|--------------------------|----------------|
| | | Response Count |
| | | 72 |
| | <i>answered question</i> | 72 |
| | <i>skipped question</i> | 195 |

| 10. Were there any presentations given at Subsea 09 which were of particular interest or you found of great value? | | |
|--|--------------------------|----------------|
| | | Response Count |
| | | 52 |
| | <i>answered question</i> | 52 |
| | <i>skipped question</i> | 215 |



| 11. Did you find the Exhibition of interest? | | | Response Percent | Response Count |
|---|--|--|--------------------------|----------------|
| Useful way to find out about new companies/technology |  | | 68.6% | 179 |
| Useful way to renew contacts with known suppliers |  | | 48.3% | 126 |
| An introduction to the Subsea sector |  | | 25.7% | 67 |
| To meet industry peers |  | | 35.6% | 93 |
| I didn't visit the exhibition |  | | 0.8% | 2 |
| | | | answered question | 261 |
| | | | skipped question | 6 |

| 12. Did you attend the Subsea 09 Business Awards Dinner and, if so, would you prefer the dress code to be | | | Response Percent | Response Count |
|---|--|--|--------------------------|----------------|
| Lounge suits |  | | 47.8% | 32 |
| "Black Tie" |  | | 52.2% | 35 |
| | | | answered question | 67 |
| | | | skipped question | 200 |



13. How would you rate the Aberdeen Exhibition and Conference Centre for events such as Subsea 09, Offshore Europe, All-Energy etc?

| | Excellent | Acceptable | Could be better | Response Count |
|--------------------------|-------------|-------------|-----------------|----------------|
| Facilities | 54.9% (146) | 40.6% (108) | 4.5% (12) | 266 |
| Location | 53.0% (140) | 42.0% (111) | 5.3% (14) | 264 |
| Catering | 49.0% (126) | 43.6% (112) | 7.4% (19) | 257 |
| AECC Personnel | 54.2% (141) | 45.4% (118) | 0.8% (2) | 260 |
| Additional comments | | | | 37 |
| answered question | | | | 267 |
| skipped question | | | | 0 |

14. Would you recommend Subsea 2010 to others?

| | | Response Percent | Response Count |
|--------------------------|--|------------------|----------------|
| Yes |  | 97.0% | 259 |
| No |  | 3.0% | 8 |
| answered question | | | 267 |
| skipped question | | | 0 |

15. Would you like to receive further information about Subsea UK events?

| | | Response Percent | Response Count |
|--------------------------|--|------------------|----------------|
| Yes |  | 89.9% | 240 |
| No |  | 10.1% | 27 |
| answered question | | | 267 |
| skipped question | | | 0 |